


ART FOCUS ARTISTS' ASSOCIATION

Iss 21, February 2009



President: John Hansen
Vice President: Val Bordian
Past President: Colin Craig
Secretary: Julie Roberts
Treasurer: Chris Koenders
Show Coordinator: Doris Patko
Director at Large: Sherry Carroll
Art Show Committee: Vera McKellar,
Marilyn Theobald, Carolyn Hansen,
Fred Campbell, Don McNulty, Kali
Barry, Rae Yano, Arlene Connolly,
Manfred Kraus, Jack Prasad
Artists' Village Rep: Val Bordian
Historian: Doris Patko
Membership: Sher Nasser
Newsletter: Arlene Connolly
Carolyn Hansen
Phoning: Chris Pearce
Gerry Edwards
Program: Nancy Wong
Pia Longstaffe
Publicity/Marketing:
Vera McKellar (chair)
Lynn Jensen, Libbi Alcock
Val Bordian, Sherry Carroll
Social: Helene Juzda
Sign-In: TBD
Sunshine: TBD
Web Site: Tracey Costescu
Coffee: Christina Mets
Gerry Edwards
Outside Hanging: Colin Craig
John Hansen
Bios & Photos: Marilyn Theobald
Help with Bios: Libbi Alcock
Club Mailing Address:
Art Focus Artists Association
PO Box 613
Port Coquitlam, BC V3B 6H9
Workshops:
1st Wednesday of Each Month
General Meetings:
2nd Wednesday of Each Month
Demos:
4th Wednesday of Each Month
Location:
The Outlet, Port Coquitlam Arts
Village, Port Coquitlam, BC

Contact Us:
Website:
www.MyArtClub.com/Art.Focus
Email: j2hansen@telus.net
Telephone: (604) 941-2304

Member News

Art Focus' Spring Show dates have been confirmed and the show will take place on May 2nd and 3rd with set-up taking place on Friday May 1st. This weekend is the first weekend of the May Day celebrations and we will not have to compete with the parade and the beer garden etc. but still will have the benefit of a connection to the May Day celebrations and the City advertising that goes along with that. This also will free up our artists to attend Mother's Day in the Park on May 10th. Art Focus traditionally sets up a park show under tents and also runs a painting table for children attending the festivities. Sign up sheets for both weekends in May will be circulated closer to the events.

With our Spring Show coming up we have had several suggestions to help make this show a success. We would like to pursue the possibility of having door prizes at the show to encourage attendance, and also to find some sponsorships

in the community who will provide advertising revenue to help fund some professional programs and other perks for the show. Please be prepared to offer your help and leadership to committees set up to accomplish these goals and please continue to suggest new ideas and ways to make our shows successful.

The Fall Show dates for 2009 have also been booked and they are November 6, 7 and 8th with the opening reception on Friday November 6th at 7:30PM.

Our group show called "Kaleidoscope" is now booked at The Gathering Place November 14 to January 3, 2010. The opening reception can take place on Sunday November 15 at 2-4PM, Tuesday November 17 at 7-9PM, or Friday November 27 at 7-9PM. I'm assuming that we will be able

Schedules on Pages 10 & 11

Member News (cont'd)

to choose which opening date we would like. The Friday November 27 slot would be in conjunction with the opening night of the Winter Artists and Artisan Fair weekend event and may benefit us in regards to sales. The show will also feature Art Explorations with Featured Artists on Sundays from 2–4pm for the duration of the show. Art Focus, in partnership with the Friends of Leigh Square, invites the community to join them in “Kaleidoscope”, which will be an eclectic exhibit demonstrating the many and varied talents of the artists in our community. A kaleidoscope is a swirl of colors and patterns, ever shifting and magical, and this will be an exciting finish and festive show to celebrate the holidays. Remember, this venue is ideal for extra large works and we have lots of time to get some great work completed.

Art Focus has received an invitation to take part in Port Coquitlam’s Community Connections Program which provides an opportunity for groups to speak at council meetings any time during 2009. We will be submitting our application to speak at council close to our May Show so that we can promote this event and also extend invitations to City Council members.

Colin Craig is the creative force behind a citizen-organized show that begins the autumn exhibits at The Gathering Place, with “I Dream of Africa”. Several Art Focus members including Colin, Carolyn Hansen, Eunice Hodge, and Sher Nasser have invited artists, musicians, and writers to join them in

creating a memorable celebration of this incredible continent. The show will run from September 19 to November 8, 2009 with the opening reception Sunday November 15 from 2–4PM or Tuesday November 17 from 7–9PM. People dream of places they’ve been, and places they’d like to go: some actually get to travel, while others can only dream. If faraway places stimulate your creativity, this is the show to join. The show will also host Art Explorations with Featured Artists on Sundays, 2–4PM for the duration of the show.

Please welcome our newest members of Art Focus, Marjorie Turnbull and Wendy Milne. Marjorie is a well known and accomplished artist and printmaker in the Tri-Cities and most of us are familiar with her wonderful work. A former president and longtime member of the Federation of Canadian Artists (AFCA), Marjorie is also a popular teacher with numerous course offerings in both oils and watercolor at the Port Moody Art Center. We all look forward to getting to know Wendy as well and are pleased to welcome her to Art Focus as our 46th member.

The Port Coquitlam Heritage and Cultural Society are hosting the 1st Annual Museum Fundraiser Gala Dinner called “An Evening To Remember”. The dinner takes place on February 21 at 6:00PM at PoCo Inn & Suites. The event includes dinner, a silent auction and a raffle. Tickets are \$60.00 each or for tables of 8 to 10 guests, \$55.00 per person. Tickets can be purchased at Hyde Creek

Member News – continued

Center, Wilson Center and The Outlet. Black Tie is optional and there will be a cash bar. Darrell Penner will be doing the honors as Master of Ceremonies and Donald Luxton will be the Guest Speaker. The Heritage Society will be happy to receive any donated items for their auction and raffle. For additional information call 604-927-2388 or go online to pocomuseum.org.

Art Focus member Tatjana Mirkov-Popovicki, AFCA, will be teaching a course for the Federation of Canadian Artists on four Sundays from March 8 to the 29th. The course, called "Portraiture in Watercolour" will be presented at the Centre for Peace and is for intermediate to advanced students. This class will focus on the application of transparent watercolor to achieve the effects of skin and its luminescence. If you are interested in attending contact the Federation offices at 604-681-8534 to sign up. You do not have to be a member of the Federation to take their courses. More info at fcagallery@artists.ca.

Evergreen Cultural Centre is currently partnering with School District 43 Art Teachers to present "Emerging Talent 12", a juried exhibit featuring the work of Grade 12 students from the Tri-Cities. The show runs until February 14th and features some excellent and innovative work. Apparently some very good student work was not chosen for the show because it wasn't properly framed and prepared for display. Vera

McKellar has suggested that we could be helpful in helping and teaching students how to prepare their work for showing. Anyone interested in pursuing this idea please bring up your suggestions at the next business meeting. Art Focus is always interested in partnering with community groups to help promote visual arts.

Manfred Kraus is a Friend of Minnekada Park and has let us know that the Hunting Lodge at Minnekada will be open for visiting on the first Sunday of each month. Art Focus members are encouraged to come to the Lodge when open to paint and sell artwork. For additional information on this great new opportunity please contact Manfred At 604-469-7051.

The newsletter is still available for members to be a "Featured Artist". Unfortunately, the newsletter staff doesn't know everyone really well but will be happy to do an article if the artist can supply their biography and some other interesting information. (Yes, we are all interesting). Please don't be intimidated as people's stories are always welcome. Give us the information and tell us a little bit as well, we promise a great feature story about you. A few photos of your work and one good one of yourself are required too. Remember, if you want to be a successful artist you must learn to promote yourself and call attention to your work.

January Demo – Deborah Holowka (Danusha)





The January demo was quite a treat as we hosted the talented and sparkling Deborah Holowka. Deborah, who signs her work “Danusha”, which is her Ukrainian name, is passionate about abstraction. Painting with acrylics she gave us a lively and interactive demo which focused on her techniques of layering, scraping back, scoring, dripping, brushwork and palette knifework, while all the time paying attention to the three “C’s”; good Color, good Composition and Confidence, which she has in spades. Deborah, a self-taught artist, is represented by the Elliott Louis Gallery in Vancouver and was a featured artist at the 2007 Florence Biennale, an international contemporary art exhibition held every two years in the Historical Fortezza da Basso in Florence, Italy. The Biennale is run by Arte Studio, whose first contemporary art exhibition occurred in 1986. In December she exhibited a collection of work in Amsterdam called

“Crazy Honest” done in collaboration with Thomas Van Wagenveld. Both she and Thomas are the subjects of a documentary which can be viewed online at <http://vimeo.com/2751399>. Deborah brought two canvases with her and demonstrated her techniques on both. She pointed out that what she was doing for the demonstration was not “concept” art but rather art on the fly, and instead of a considerable time pre-planning the piece she would be using her painting “mojo”. The implements she uses run the gamut from quite cheap to very expensive and includes construction style putty knives, large brushes from Canadian Tire, smaller palette knives made by Richardson and small brushes made by Princeton, both of which are available from Utrecht’s in Seattle. In addition to the former tools she also makes use of her hands and fingers as well as rags to rub paint around or away. She likes to use liquid acrylic paint on the first layers and is OK with student grade paint on the initial layers. Final layers utilize first quality paint. Most of her paintings have around twelve layers and because of the longer drying times for some heavy layers she works on up to six paintings at a time. Acrylic paintings, depending on the size, may take several months and up to a year to complete while large oil works can take as long as two years. Generally her completed acrylic paintings are finished with Opus’s gloss medium as a varnish, but some paintings

Deborah Holowka (cont'd)

that are painted with gloss paint are left as is. Some of Deborah's paintings are 3 X 4 meters, that's about 10' X 13' which is huge, but she currently maintains and paints in a 1300 square foot studio on the west side of Vancouver. Most of her work is framed and she favors the drop-in type of frame in either a black or white finish, but some canvases that have 2" or larger bars may be gallery ready unframed. Edges of the canvas are painted last because she considers them a distraction to the flow of work on the main body of the painting. Deborah gave some very good information on techniques with the palette knives and how to score and rub out, but her lessons on composition and balance were very clear and reasoned out. She is always concerned to balance the composition of shapes and color while creating both texture and smooth areas. She maintains that the composition must make sense and that the artist needs to take care with isolated lines as the viewer's eye will go there and we need to be sure that was the intention. She also showed us how to avoid chopping up the picture, how to counteract hard edges and how to create energy in the piece, pointing out that the work can either comfort the viewer or disturb them and in some cases both. Deborah treated us to a wonderful demo, full of

great advice and lessons but so very entertaining and engaging. This was a thoroughly enjoyable evening with a very charismatic and charming teacher.




Conceptual Art

Just what is conceptual art? Deborah Holowka spoke a little bit about it during her demo and let us know that she was not going to do “concept” art but that rather she was just going to go for it and paint with emotion and enthusiasm, with her painting “mojo” was how she put it. Not that she never creates conceptual art but for the demonstration the work was not going to be pre-planned. So, what is it exactly? Definitions include “art that is intended to convey an idea or concept to the perceiver and need not involve the creation or appreciation of a traditional art object such as a painting or sculpture”. Or this one; “art in which the emphasis is placed on the means and processes of producing art objects rather than on the objects themselves and in which the various tools and techniques, such as sculpture, photographs, photocopies, video records, and the construction of other objects, are used to convey the message to the spectator”. Sounds a little technical, right? But the point is how far can you extend your imagination and then put your ideas into action or, into creating art, and what is the process you, as an artist, do to get there. Here is an art school exercise that goes through the process. In class you make a plaster cube, white in color and about 4” on each side. The exercise is to take the cube home, and after living with it for 3 days and analyzing it thoroughly, wrap it. The wrapping cannot be permanent and whatever you use to wrap it cannot harm

the cube. The way the cube is wrapped is just as important as the materials that are used. Keep the wrapping materials simple, don’t use too many together and try to make them work on their own merit. Try to make the finished work “say something”. Here’s one response to the exercise. “I moved the cube around my home for several days and on the first nice day took it with me into the garden. I still have several piles of snow out there that are as hard as ice and I thought to myself, this garden is still covered in snow. It occurred to me that the cube could be a metaphor or a symbol of the snow not just because of the color but also because of the feeling of cold and damp when the cube is handled. Rather than having snow cover the garden I envisioned the opposite view of a garden covering the snow. I chose a lush satiny fabric for my wrapping, first of all because the textures of both the cube and the fabric are so disparate; the cube is white, cold and hard while the fabric is warm and pliable, the color of sun-drenched soil. The fabric also adds a kinetic form that implies motion while the cube appears very static and stationary. To reinforce the dichotomy of cube and fabric I constructed the wrapping from a circle of fabric and inserted another circle of wire around the edge to form a bag-like enclosure or container which could hold the cube. Once the cube is inserted one can twist the bag closed to conceal the snow-like cube. The shape formed by the fabric with the inserted wire when twisted

Conceptual Art (cont'd)

resembles a beautiful flower, symbolic of the garden. The fabric below the flower that surrounds the cube has a pattern of soft flowing drapes that belie the unforgiving shape and coolness of the concealed cube. When the fabric enclosure is opened it reveals the cold hard snow cube beneath, while the fabric folds and falls to the ground just as a garden wilts and falls when winter approaches. The juxtaposition of two such disparate materials creates a wonderful tension that adds interest to the piece while the artistic license used to change the rules of nature by placing the garden over the snow creates mystery and surprise.” And there you have it!



How to Give your Painting a Title (Taken from eHow.com)

Step 1 Consider a descriptive name if the painting is of a person, place, or thing. The first or whole name, of the person, place, or thing you painted makes a great title. Here are some good examples.

A portrait: James

A street scene: Seville, 8:15 AM

A landscape: The Back Bay

An object: Study of Ming Dynasty Lacquer-
Brush Pot

A still-life: Freeport Crab Apples

How to Give your Painting a Title (cont'd)

The more descriptive you can be, the more the watercolor will tell a unique and distinctive story. By including descriptive nouns in the title, the viewer will know that you went to Freeport, Maine and picked and painted crab apples, not that you bought a bag from a Midwest supermarket.

Step2 If your painting is abstract, use words that represent emotion, expression, and physical forces, as well as metaphors and abstract nouns. Here are some examples for abstract work.

An emotional abstraction: Lightweight Forgiveness

An expressionist piece: Gestures In The Cornfield

A very physical or environmental painting: Scene from the Edge of the Storm

A more abstract piece, based on color or tone: Blue Shades From a Yellow Room

Use your imagination and title abstract work as if it were poetry. Avoid clichés at all cost and go for titles with multiple or ambiguous meanings. Single words like "Fire" are dreadfully overused and do not convey complicated emotional states. Go out on a limb, and don't worry too much about sounding pretentious. If you believe your title relates to the work, it will come across as honest and descriptive.

Step3 Look at the work of famous artists. Observe not what their individual titles are,

but how these artists title their art so the title relates to the subject and meaning of the painting. Above all, be original.



Some More Pictures from the Christmas Party



Hanging Schedule

2008/09		Port Coquitlam City Hall	Martha's (Gisela's)
Hang	Take Down	Artist	Artist
Sep 2	Oct 7	Fred Campbell Colin Craig	Various artists
Oct 7	Nov 4	Chris Pearce	Various artists
Nov 4	Dec 2	Libbi Alcock Kali Barry	Various artists
Dec 2	Jan 6	Christina Mets Gerry Edwards	Various artists
Jan 6	Feb 3	Sherry Carroll Eunice Hodge	Various Artists
Feb 3	Mar 3	Silvina Lanusse Vera Adams	Various Artists

Remember to sign up for showings at Port Coquitlam City Hall, Gisela's Café and Tri-Cities Chamber of Commerce. These are good opportunities to display your work. Paintings for City hall & Martha's are hung on the first Tuesday of every month, Chamber of Commerce changes on Tuesdays every 2nd month. For additional information contact Colin at 604-941-3868 or John at 604-941-2304. Colin will also have information on other opportunities to show your work such as at Terry Fox Theatre, Terry Fox Library, and the Innovation Centre.

Please make a note of when you are scheduled to display your paintings and be sure to come on the correct date to put them up and again to take them down.

Meeting Schedule 2008/2009

November	5	Workshop
	12	Business Meeting
	26	Demo - Pierre Giroux - Oil
December	3	Workshop
	10	Christmas Party
	25	Merry Christmas
January	7	Workshop
	14	Business Meeting
	28	Demo - Debora Holowka - Acrylic
February	4	Workshop
	11	Business Meeting
	25	Demo - Tracey Costescu - Watercolour
March	4	Workshop
	11	Business Meeting
	25	Demo - Frank Townsley - Watercolour
April	1	Workshop
	8	Business Meeting
	22	Demo - TBD
May	6	Workshop
	TBD	May Day Art Show
	13	Business Meeting
	27	Demo - TBD
Jun	3	Workshop
	10	AGM

We need Your Help

It's always a challenge finding interesting material for the newsletter so this is an invitation to all our members to contribute articles or information whenever they have something of interest to the club. If you know of a new class or workshop coming up that our members might like to attend or if there's an art show you've heard about, let us include it in our newsletter. Also, if you've been to a show or have seen some great art, we'd love to have a "review". If you are giving classes or having a show of your own let us know. Call or e-mail Arlene Connolly 604-942-6712 arlene.connolly@telus.net or Carolyn Hansen 604-941-2304 Carolyn_Hansen@telus.net.

